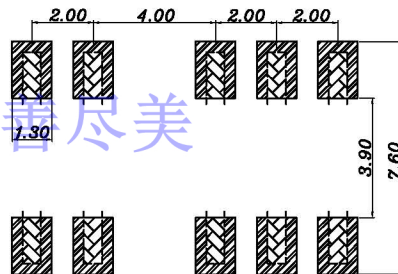
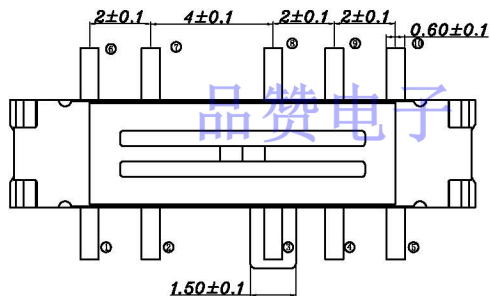


MK-42C10-GXXX

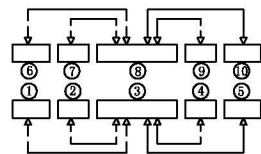
侧拨形式

G-SWITCH P/N

G020=2.0mm
G030=3.0mm
G040=4.0mm



PCB PLERING PLAN



CIRCUIT DIAGRAM

G-Switch:
使用温度范围: -20~70℃
耐压: AC250V 50Hz 1min
额定负荷: DC 12V 0.5A
操作力: 200g±100gf
接触电阻: ≤0.05Ω
动作寿命: 10000次
绝缘电阻: ≥100MΩ



	G-Switch Electronic Technology CO.,Ltd.		
	DESIGN 陈伟祺	DATE 2016.05.29	TITLE:
	CHECKED	DATE	MK-42C10-GXXX
	APPROVED	DATE	REV.: X1 SCALE: 4:1 UNIT: mm
http://www.dg-switch.com TEL:0769-82388879		SIZE: A4	SHEET: 1/1